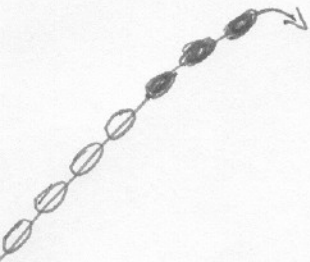
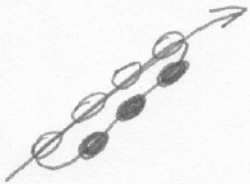



SPIRAL BEADING




1. Leaving a tail 10-12" long, thread 4 core beads (the lesser quantity) and then 3 outer spiral beads on your thread.



2. Pass the needle through the 4 core beads again.



3. Thread 1 core bead, then 3 spiral beads on your needle.



4. Pass the needle through 3 previous core beads and the new one. Pull thread tight.

5. Repeat steps 3 and 4 until desired length.

Appearances change quite radically going from transparent beads to opaque. You may create a striped spiral by counting beads 50/50 instead of 25/75 and putting a core bead in the center of the outside spiral. Or try variegated beads in the same order each time. Or in any order. Experiment!